

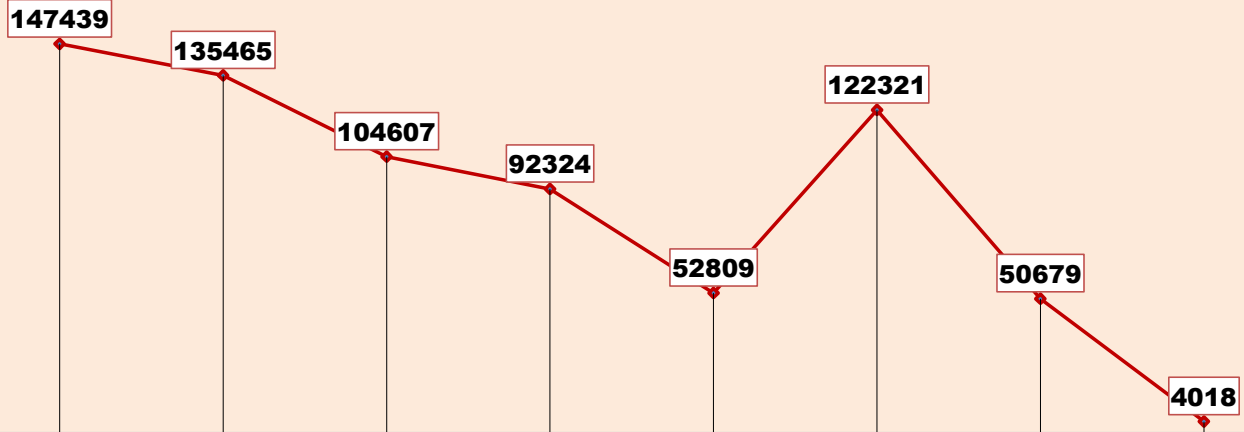


# ग्रामीण गृहनिर्माण

दैनिक प्रगती अहवाल : १७.१०.२०२३

प्रधानमंत्री आवास योजना ग्रामीण – मंजूरी, पूर्ण घरकुले, हप्ते वितरण, भूमिहीन, आर्थिकदृष्ट्या अपूर्ण  
राज्य पुरस्कृत ग्रामीण आवास योजना – मंजूरी, पूर्ण घरकुले, हप्ते वितरण, आर्थिकदृष्ट्या अपूर्ण

योजना	एकूण मंजूरी	दैनिक मंजूरी	एकूण पूर्ण	दैनिक पूर्ण घरकुले	दैनिक पहिला हप्ता वितरित	दैनिक दुसरा हप्ता वितरित	दैनिक तिसरा हप्ता वितरित
प्रधानमंत्री आवास योजना ग्रामीण	१३८६३५८	०	११८७६०४	३९४	०	०	०
राज्य योजना	६३१४९८	८८२	४४९४९२	४११	०	०	१
एकूण	२०१७८५६	८८२	१६३७०९६	८०५	०	०	१



पहिला हप्ता मिळाल्यानंतर ३ महिने उलटूनही अपूर्ण घरकुले

पहिला हप्ता मिळाल्यानंतर ६ महिने उलटूनही अपूर्ण घरकुले

पहिला हप्ता मिळाल्यानंतर ९ महिने उलटूनही अपूर्ण घरकुले

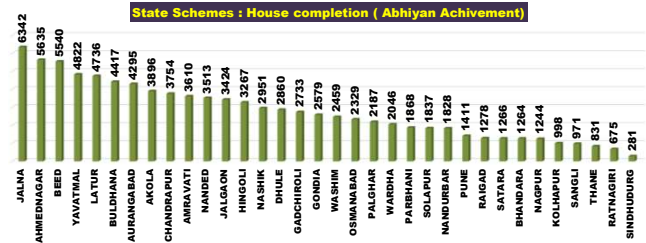
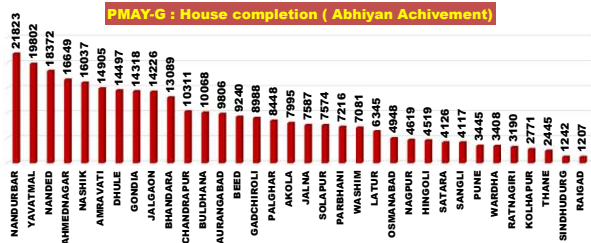
पहिला हप्ता मिळाल्यानंतर १२ महिने उलटूनही अपूर्ण घरकुले

पहिला हप्ता मिळाल्यानंतर १८ महिने उलटूनही अपूर्ण घरकुले

पहिला हप्ता मिळाल्यानंतर ९० दिवसानंतरही दुसरा हप्ता न मिळालेली घरकुले

दुसरा हप्ता मिळाल्यानंतर ९० दिवसानंतरही तिसरा हप्ता न मिळालेली घरकुले

तिसरा हप्ता मिळाल्यानंतर ९० दिवसानंतरही अपूर्ण घरांची संख्या



राज्य व्यवस्थापन कक्ष- ग्रामीण गृहनिर्माण

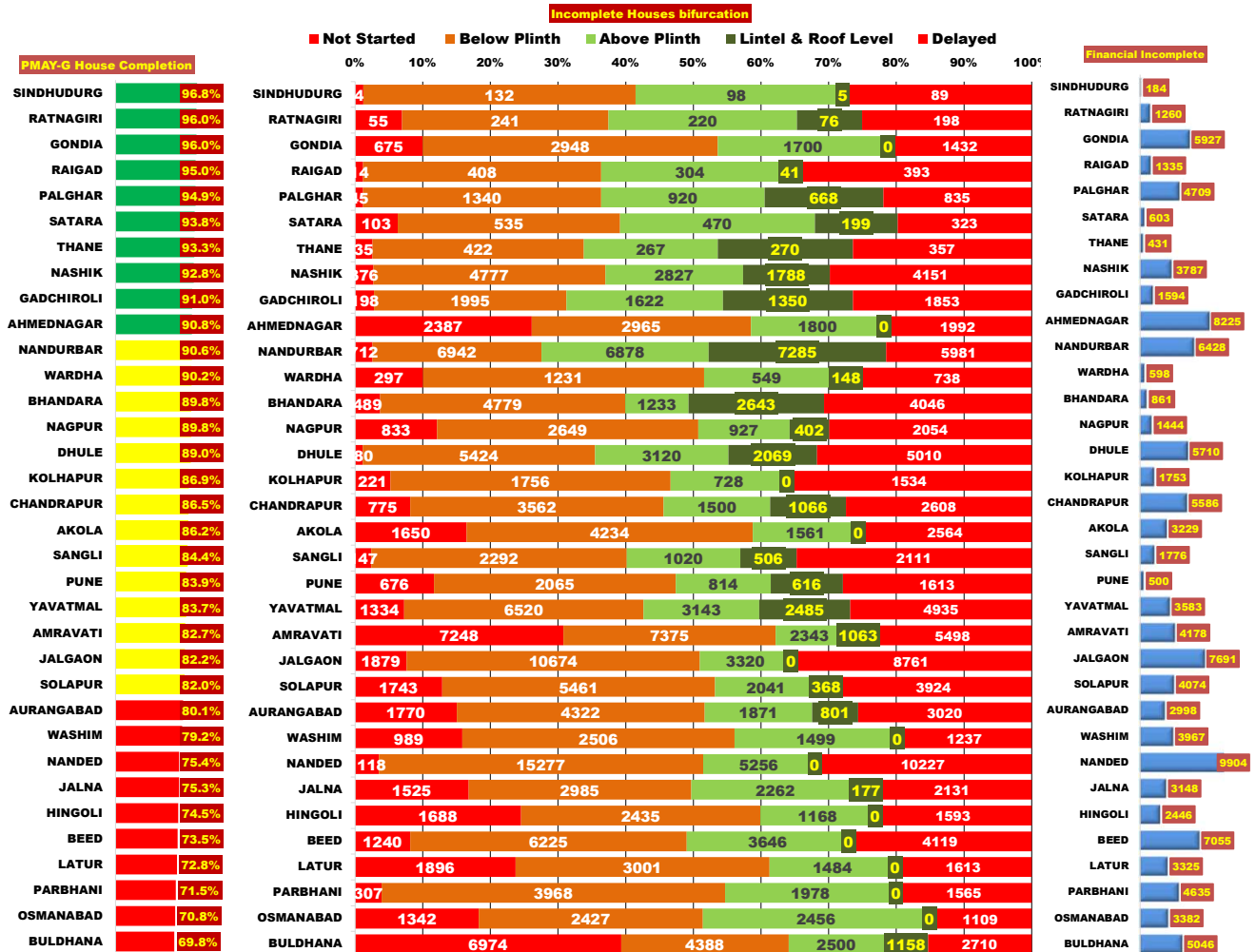
४ था मजला, दक्षिण कक्ष, सिडको भवन, सीबीडी बेलापूर, नवी मुंबई - ४०० ६१४.

प्रधानमंत्री आवास योजना - ग्रामीण : भूमिहीन लाभार्थी अहवाल

Sr. No.	District	Google Sheet Report			AwaasSoft Report			
		Total Landless	Provided land	Remaining	Landless beneficiaries tagged in AwaasSoft	Landless beneficiaries provided land	Remaining Landless	Remaining Tag (provided land)
1	DHULE	18	18	0	18	18	0	0
2	GADCHIROLI	9	9	0	9	9	0	0
3	GONDIA	2450	2450	0	2452	2324	128	126
4	KOLHAPUR	257	257	0	244	228	16	29
5	NANDURBAR	0	0	0	0	0	0	0
6	PALGHAR	11	11	0	11	11	0	0
7	RAIGAD	6	6	0	6	6	0	0
8	RATNAGIRI	23	23	0	23	23	0	0
9	SINDHUDURG	420	420	0	416	416	0	4
10	THANE	110	81	29	116	60	56	21
11	NANDED	354	322	32	361	263	98	59
12	SATARA	787	712	75	797	616	181	96
13	BEED	212	125	87	354	66	288	59
14	SANGLI	310	216	94	305	141	164	75
15	NASHIK	1681	1512	169	1677	1162	515	350
16	WARDHA	2108	1912	196	2229	1907	322	5
17	PARBHANI	307	63	244	289	54	235	9
18	BHANDARA	4779	4395	384	4779	4478	301	-83
19	PUNE	2057	1640	417	2051	866	1185	774
20	CHANDRAPUR	2391	1938	453	2472	1725	747	213
21	NAGPUR	4411	3845	566	4394	3581	813	264
22	WASHIM	2647	1777	870	2630	1484	1146	293
23	HINGOLI	1713	796	917	1713	466	1247	330
24	JALNA	1359	406	953	1373	85	1288	321
25	LATUR	2178	1194	984	2258	821	1437	373
26	OSMANABAD	2085	1075	1010	2060	102	1958	973
27	JALGAON	22530	21460	1070	22378	20720	1658	740
28	YAVATMAL	3051	1895	1156	3159	1911	1248	-16
29	AKOLA	6592	5382	1210	6587	5383	1204	-1
30	AURANGABAD	3266	1700	1566	3155	1805	1350	-105
31	SOLAPUR	5821	4124	1697	5432	3952	1480	172
32	AHMEDNAGAR	7545	5266	2279	7692	5137	2555	129
33	BULDHANA	15255	9715	5540	15675	9591	6084	124
34	AMRAVATI	20602	13802	6800	20238	13649	6589	153
	<b>Total</b>	<b>117345</b>	<b>88547</b>	<b>28798</b>	<b>117353</b>	<b>83060</b>	<b>34293</b>	<b>5692</b>

## प्रधानमंत्री आवास योजना ग्रामीण - पूर्ण घरकूले

Sr. No.	Division	Sanction	16.10.2023	17.10.2023	Daily Achivement	Remaining	Completed & verified	Remaining verified
1	<b>AURANGABAD DIV.</b>	<b>234284</b>	<b>175404</b>	<b>175594</b>	<b>190</b>	<b>58690</b>	<b>166990</b>	<b>8604</b>
2	<b>NASHIK DIV.</b>	<b>411005</b>	<b>366686</b>	<b>366746</b>	<b>60</b>	<b>44259</b>	<b>346567</b>	<b>20179</b>
3	<b>PUNE DIV.</b>	<b>117122</b>	<b>99397</b>	<b>99455</b>	<b>58</b>	<b>17667</b>	<b>95502</b>	<b>3953</b>
4	<b>AMRAVATI DIV.</b>	<b>267353</b>	<b>216968</b>	<b>217008</b>	<b>40</b>	<b>50345</b>	<b>208974</b>	<b>8034</b>
5	<b>NAGPUR DIV.</b>	<b>287172</b>	<b>262825</b>	<b>262861</b>	<b>36</b>	<b>24311</b>	<b>254482</b>	<b>8379</b>
6	<b>KONKAN DIV.</b>	<b>69422</b>	<b>65930</b>	<b>65940</b>	<b>10</b>	<b>3482</b>	<b>63857</b>	<b>2083</b>
<b>Total</b>		<b>1386358</b>	<b>1187210</b>	<b>1187604</b>	<b>394</b>	<b>198754</b>	<b>1136372</b>	<b>51232</b>



प्रधानमंत्री आवास योजना ग्रामीण - पूर्ण घरकूले

Sr. No.	District	Sanction	16.10.2023	17.10.2023	Daily Achivement	Remaining	Completed & verified	Remaining verified
1	NANDED	68538	51621	51682	61	16856	49791	1891
2	BEED	34661	25411	25468	57	9193	23941	1527
3	SOLAPUR	45691	37442	37482	40	8209	36078	1404
4	JALNA	24021	18060	18093	33	5928	17072	1021
5	NASHIK	89282	82796	82828	32	6454	79514	3314
6	AURANGABAD	36139	28911	28938	27	7201	27375	1563
7	BHANDARA	63552	57075	57101	26	6451	54408	2693
8	AMRAVATI	92511	76516	76530	14	15981	74482	2048
9	YAVATMAL	63540	53197	53210	13	10330	50058	3152
10	DHULE	64629	57482	57492	10	7137	53836	3656
11	PARBHANI	18735	13379	13389	10	5346	12900	489
12	BULDHANA	44561	31082	31089	7	13472	29541	1548
13	NANDURBAR	118750	107546	107553	7	11197	96933	10620
14	SANGLI	20831	17577	17584	7	3247	16866	718
15	SATARA	14386	13494	13501	7	885	13079	422
16	AKOLA	47685	41086	41092	6	6593	40339	753
17	JALGAON	78039	64138	64144	6	13895	62342	1802
18	THANE	9570	8925	8931	6	639	8576	355
19	WARDHA	17687	15941	15947	6	1740	15462	485
20	AHMEDNAGAR	60305	54724	54729	5	5576	53942	787
21	KOLHAPUR	17069	14830	14833	3	2236	14505	328
22	PALGHAR	35184	33376	33379	3	1805	32211	1168
23	LATUR	20368	14817	14819	2	5549	14393	426
24	NAGPUR	36190	32510	32512	2	3678	31379	1133
25	GADCHIROLI	31610	28754	28755	1	2855	26445	2310
26	GONDIA	95769	91895	91896	1	3873	91327	569
27	PUNE	19145	16054	16055	1	3090	14974	1081
28	RAIGAD	9804	9316	9317	1	487	9037	280
29	CHANDRAPUR	42364	36650	36650	0	5714	35461	1189
30	HINGOLI	18083	13477	13477	0	4606	12991	486
31	OSMANABAD	13739	9728	9728	0	4011	8527	1201
32	RATNAGIRI	9781	9394	9394	0	387	9189	205
33	SINDHUDURG	5083	4919	4919	0	164	4844	75
34	WASHIM	19056	15087	15087	0	3969	14554	533
Total		1386358	1187210	1187604	394	198754	1136372	51232

राज्यपुरस्कृत आवास योजना ग्रामीण - मंजूरी

Sr. No.	Division	Target	16.10.2023	17.10.2023	Daily Achivement	Sanction %	Remaining	Sanction State Rank
1	PUNE DIV.	79408	66612	67103	493	84.5%	12305	2
2	AURANGABAD DIV.	273260	182694	182889	195	66.9%	90371	6
3	AMRAVATI DIV.	157836	106113	106223	110	67.3%	51613	4
4	NASHIK DIV.	207158	123730	123791	61	59.8%	83367	5
5	NAGPUR DIV.	164085	115693	115712	19	70.5%	48373	3
6	KONKAN DIV.	44680	35776	35780	4	80.1%	8900	1
<b>Total</b>		<b>926427</b>	<b>630618</b>	<b>631498</b>	<b>882</b>	<b>68.2%</b>	<b>294929</b>	

Sr. No.	District	Target	16.10.2023	17.10.2023	Daily Achivement	Sanction %	Remaining	Sanction State Rank
1	PUNE	17336	13323	13816	493	79.7%	3520	9
2	HINGOLI	38798	23409	23511	102	60.6%	15287	30
3	WASHIM	15866	11211	11304	93	71.2%	4562	12
4	OSMANABAD	24177	18576	18668	92	77.2%	5509	17
5	JALGAON	34417	25868	25902	34	75.3%	8515	20
6	NASHIK	49930	25523	25550	27	51.2%	24380	33
7	AMRAVATI	36242	22825	22841	16	63.0%	13401	27
8	NAGPUR	33291	19012	19025	13	57.1%	14266	28
9	CHANDRAPUR	54555	36180	36185	5	66.3%	18370	31
10	RATNAGIRI	7197	6690	6693	3	93.0%	504	3
11	AKOLA	34781	20269	20270	1	58.3%	14511	29
12	GONDIA	18712	13876	13877	1	74.2%	4835	13
13	PARBHANI	29060	18903	18904	1	65.1%	10156	22
14	RAIGAD	10569	8996	8997	1	85.1%	1572	6
15	AHMEDNAGAR	39938	34895	34895	0	87.4%	5043	14
16	AURANGABAD	36954	25709	25709	0	69.6%	11245	25
17	BEED	33057	26172	26172	0	79.2%	6885	18
18	BHANDARA	22211	16833	16833	0	75.8%	5378	16
19	BULDHANA	28967	20960	20960	0	72.4%	8007	19
20	DHULE	31453	20308	20308	0	64.6%	11145	24
21	GADCHIROLI	20609	16325	16325	0	79.2%	4284	10
22	JALNA	41057	20690	20690	0	50.4%	20367	32
23	LATUR	35747	26837	26837	0	75.1%	8910	21
24	NANDED	34410	22398	22398	0	65.1%	12012	26
25	NANDURBAR	51420	17136	17136	0	33.3%	34284	34
26	PALGHAR	16073	11748	11748	0	73.1%	4325	11
27	SANGLI	10132	8604	8604	0	84.9%	1528	5
28	SATARA	11532	11532	11532	0	100.0%	0	1
29	SINDHUDURG	2267	2110	2110	0	93.1%	157	2
30	SOLAPUR	23578	18495	18495	0	78.4%	5083	15
31	THANE	8574	6232	6232	0	72.7%	2342	8
32	WARDHA	14707	13467	13467	0	91.6%	1240	4
33	YAVATMAL	41980	30848	30848	0	73.5%	11132	23
34	KOLHAPUR	16830	14658	14656	-2	87.1%	2174	7
<b>Total</b>		<b>926427</b>	<b>630618</b>	<b>631498</b>	<b>882</b>	<b>68.2%</b>	<b>294929</b>	

राज्यपुरस्कृत आवास योजना ग्रामीण - प्रलंबीत मंजूरी

Sr. No.	Division	रमाई आवास योजना	शबरी आवास योजना	आदीम आवास योजना	पारधी आवास योजना	य.च.मु.व योजना	पुण्यश्लोक अहिल्यादेवी होळकर धरकूल योजना	एकूण
1	KONKAN DIV.	1467	7383	25	3	22	0	8900
2	PUNE DIV.	9133	2933	4	55	20	160	12305
3	NAGPUR DIV.	27098	19721	82	2	1454	16	48373
4	AMRAVATI DIV.	31609	19011	136	9	803	45	51613
5	NASHIK DIV.	21439	61820	61	18	0	29	83367
6	AURANGABAD DIV.	60217	26262	238	26	2742	886	90371
	<b>Total</b>	<b>150963</b>	<b>137130</b>	<b>546</b>	<b>113</b>	<b>5041</b>	<b>1136</b>	<b>294929</b>

Sr. No.	District	रमाई आवास योजना	शबरी आवास योजना	आदीम आवास योजना	पारधी आवास योजना	य.च.मु.व योजना	पुण्यश्लोक अहिल्यादेवी होळकर धरकूल योजना	एकूण
1	SATARA	0	0	0	0	0	0	0
2	SINDHUDURG	127	14	16	0	0	0	157
3	RATNAGIRI	397	84	0	1	22	0	504
4	WARDHA	516	722	2	0	0	0	1240
5	SANGLI	1486	30	0	12	0	0	1528
6	RAIGAD	523	1047	0	2	0	0	1572
7	KOLHAPUR	1979	35	0	0	0	160	2174
8	THANE	321	2015	6	0	0	0	2342
9	PUNE	855	2627	4	14	20	0	3520
10	GADCHIROLI	1075	3183	26	0	0	0	4284
11	PALGHAR	99	4223	3	0	0	0	4325
12	WASHIM	3308	1216	0	0	0	38	4562
13	GONDIA	3245	1575	0	0	0	15	4835
14	AHMEDNAGAR	2655	2388	0	0	0	0	5043
15	SOLAPUR	4813	241	0	29	0	0	5083
16	BHANDARA	3870	1445	0	0	62	1	5378
17	OSMANABAD	3761	194	0	0	1554	0	5509
18	BEED	5581	1298	0	6	0	0	6885
19	BULDHANA	5765	2235	0	0	0	7	8007
20	JALGAON	3567	4917	0	2	0	29	8515
21	LATUR	7126	933	0	4	14	833	8910
22	PARBHANI	7664	2248	0	0	196	48	10156
23	YAVATMAL	5756	4599	136	1	640	0	11132
24	DHULE	3859	7286	0	0	0	0	11145
25	AURANGABAD	7149	4090	0	6	0	0	11245
26	NANDED	5155	6611	238	8	0	0	12012
27	AMRAVATI	5230	8001	0	7	163	0	13401
28	NAGPUR	12086	2176	0	0	4	0	14266
29	AKOLA	11550	2960	0	1	0	0	14511
30	HINGOLI	6821	8466	0	0	0	0	15287
31	CHANDRAPUR	6306	10620	54	2	1388	0	18370
32	JALNA	16960	2422	0	2	978	5	20367
33	NASHIK	10412	13901	61	6	0	0	24380
34	NANDURBAR	946	33328	0	10	0	0	34284
	<b>Total</b>	<b>150963</b>	<b>137130</b>	<b>546</b>	<b>113</b>	<b>5041</b>	<b>1136</b>	<b>294929</b>

राज्यपुरस्कृत आवास योजना ग्रामीण - पूर्ण घरकूले

Sr. No.	Division	Sanction	16.10.2023	17.10.2023	Daily Achivement	Completion %	Remaining	To be Completed in Per Day till 30.11.23
1	AURANGABAD DIV.	182889	121735	121996	261	66.7%	60893	1384
2	AMRAVATI DIV.	106223	75363	75402	39	71.0%	30821	700
3	NAGPUR DIV.	115712	76129	76165	36	65.8%	39547	899
4	NASHIK DIV.	123791	94720	94755	35	76.5%	29036	660
5	PUNE DIV.	67103	54522	54548	26	81.3%	12555	285
6	KONKAN DIV.	35780	26612	26626	14	74.4%	9154	208
	<b>Total</b>	<b>631498</b>	<b>449081</b>	<b>449492</b>	<b>411</b>	<b>71.2%</b>	<b>182006</b>	<b>4137</b>

Sr. No.	District	Sanction	16.10.2023	17.10.2023	Daily Achivement	Completion %	Remaining	To be Completed in Per Day till 30.11.23
1	BEED	26172	17743	17823	80	68.1%	8349	190
2	NANDED	22398	14041	14102	61	63.0%	8296	189
3	AURANGABAD	25709	17826	17868	42	69.5%	7841	178
4	JALNA	20690	13470	13511	41	65.3%	7179	163
5	LATUR	26837	20941	20966	25	78.1%	5871	133
6	AHMEDNAGAR	34895	30249	30261	12	86.7%	4634	105
7	AKOLA	20270	14818	14830	12	73.2%	5440	124
8	NAGPUR	19025	9788	9800	12	51.5%	9225	210
9	AMRAVATI	22841	16060	16071	11	70.4%	6770	154
10	PUNE	13816	10549	10560	11	76.4%	3256	74
11	DHULE	20308	14339	14349	10	70.7%	5959	135
12	YAVATMAL	30848	20610	20620	10	66.8%	10228	232
13	SOLAPUR	18495	15644	15653	9	84.6%	2842	65
14	BHANDARA	16833	13027	13035	8	77.4%	3798	86
15	GADCHIROLI	16325	12034	12042	8	73.8%	4283	97
16	RAIGAD	8997	5391	5398	7	60.0%	3599	82
17	JALGAON	25902	19183	19189	6	74.1%	6713	153
18	NASHIK	25550	19657	19663	6	77.0%	5887	134
19	PARBHANI	18904	14510	14516	6	76.8%	4388	100
20	BULDHANA	20960	15438	15443	5	73.7%	5517	125
21	HINGOLI	23511	11684	11689	5	49.7%	11822	269
22	PALGHAR	11748	8612	8617	5	73.3%	3131	71
23	SATARA	11532	9953	9957	4	86.3%	1575	36
24	CHANDRAPUR	36185	20356	20359	3	56.3%	15826	360
25	WARDHA	13467	9697	9700	3	72.0%	3767	86
26	GONDIA	13877	11227	11229	2	80.9%	2648	60
27	SANGLI	8604	7299	7301	2	84.9%	1303	30
28	THANE	6232	4300	4302	2	69.0%	1930	44
29	NANDURBAR	17136	11292	11293	1	65.9%	5843	133
30	OSMANABAD	18668	11520	11521	1	61.7%	7147	162
31	WASHIM	11304	8437	8438	1	74.6%	2866	65
32	KOLHAPUR	14656	11077	11077	0	75.6%	3579	81
33	RATNAGIRI	6693	6284	6284	0	93.9%	409	9
34	SINDHUDURG	2110	2025	2025	0	96.0%	85	2
	<b>Total</b>	<b>631498</b>	<b>449081</b>	<b>449492</b>	<b>411</b>	<b>71.2%</b>	<b>182006</b>	<b>4137</b>

राज्य योजना अपूर्ण घरकुले

Sr. No.	Division	रमाई आवास योजना	शबरी आवास योजना	आदीम आवास योजना	पारधी आवास योजना	व.च.मु.व योजना	पुण्यश्लोक अहिल्यादेवी होळकर घरकुल योजना	एकूण
1	KONKAN DIV.	981	7735	418	0	8	12	9154
2	PUNE DIV.	10457	1576	56	55	53	358	12555
3	NASHIK DIV.	11121	17485	25	120	122	163	29036
4	AMRAVATI DIV.	15454	11369	2115	185	1618	80	30821
5	NAGPUR DIV.	10916	22671	790	21	5128	21	39547
6	AURANGABAD DIV.	49211	9602	42	61	1677	300	60893
	<b>Total</b>	<b>98140</b>	<b>70438</b>	<b>3446</b>	<b>442</b>	<b>8606</b>	<b>934</b>	<b>182006</b>

Sr. No.	District	रमाई आवास योजना	शबरी आवास योजना	आदीम आवास योजना	पारधी आवास योजना	व.च.मु.व योजना	पुण्यश्लोक अहिल्यादेवी होळकर घरकुल योजना	एकूण
1	SINDHUDURG	84	1	0	0	0	0	85
2	RATNAGIRI	377	20	4	0	8	0	409
3	AHMEDNAGAR	2513	2085	0	16	20	0	4634
4	SATARA	1520	30	0	0	25	0	1575
5	SANGLI	1293	7	0	3	0	0	1303
6	SOLAPUR	2752	71	0	8	11	0	2842
7	GONDIA	1289	1359	0	0	0	0	2648
8	LATUR	5701	117	0	0	53	0	5871
9	BHANDARA	1454	1123	0	0	1200	21	3798
10	NASHIK	2425	3411	25	26	0	0	5887
11	PARBHANI	2971	971	0	0	244	202	4388
12	PUNE	1700	1456	56	44	0	0	3256
13	KOLHAPUR	3192	12	0	0	17	358	3579
14	WASHIM	1949	914	0	2	0	1	2866
15	JALGAON	3138	3347	0	65	0	163	6713
16	GADCHIROLI	1305	2699	279	0	0	0	4283
17	BULDHANA	4440	981	0	17	0	79	5517
18	PALGHAR	65	2959	107	0	0	0	3131
19	AKOLA	3731	1683	0	26	0	0	5440
20	WARDHA	1479	2045	242	1	0	0	3767
21	DHULE	2114	3730	0	13	102	0	5959
22	AMRAVATI	3176	3453	0	28	113	0	6770
23	AURANGABAD	6511	1324	0	6	0	0	7841
24	THANE	237	1522	171	0	0	0	1930
25	BEED	7913	428	0	8	0	0	8349
26	YAVATMAL	2158	4338	2115	112	1505	0	10228
27	NANDURBAR	931	4912	0	0	0	0	5843
28	JALNA	5764	75	0	6	1236	98	7179
29	NANDED	7841	413	42	0	0	0	8296
30	OSMANABAD	6817	145	0	41	144	0	7147
31	RAIGAD	218	3233	136	0	0	12	3599
32	CHANDRAPUR	4600	7020	269	14	3923	0	15826
33	NAGPUR	789	8425	0	6	5	0	9225
34	HINGOLI	5693	6129	0	0	0	0	11822
	<b>Total</b>	<b>98140</b>	<b>70438</b>	<b>3446</b>	<b>442</b>	<b>8606</b>	<b>934</b>	<b>182006</b>



प्रधानमंत्री आवास योजना ग्रामीण - हप्ते वितरण

Sr. No.	Division	1st Installment (Daily Achivement)	1st Installment Remaining	2nd Installment (Daily Achivement)	2nd Installment Remaining	3rd Installment (Daily Achivement)	3rd Installment Remaining
1	NASHIK DIV.	0	5534	0	30782	0	17945
2	AMRAVATI DIV.	0	18195	0	25023	0	11046
3	AURANGABAD DIV.	0	10886	0	40640	0	20121
4	NAGPUR DIV.	0	3267	0	17164	0	7531
5	KONKAN DIV.	0	153	0	2543	0	1809
6	PUNE DIV.	0	2890	0	12109	0	5073
	<b>Total</b>	<b>0</b>	<b>40925</b>	<b>0</b>	<b>128261</b>	<b>0</b>	<b>63525</b>

Sr. No.	District	1st Installment (Daily Achivement)	1st Installment Remaining	2nd Installment (Daily Achivement)	2nd Installment Remaining	3rd Installment (Daily Achivement)	3rd Installment Remaining
1	AKOLA	0	1650	0	4234	0	1561
2	AMRAVATI	0	7248	0	7375	0	2343
3	AURANGABAD	0	1770	0	4322	0	1871
4	BEED	0	1240	0	6225	0	3646
5	BHANDARA	0	489	0	4779	0	1233
6	BULDHANA	0	6974	0	4388	0	2500
7	CHANDRAPUR	0	775	0	3562	0	1500
8	DHULE	0	180	0	5424	0	3120
9	GADCHIROLI	0	198	0	1995	0	1622
10	GONDIA	0	675	0	2948	0	1700
11	HINGOLI	0	1688	0	2435	0	1168
12	JALGAON	0	1879	0	10674	0	3320
13	JALNA	0	1525	0	2985	0	2262
14	KOLHAPUR	0	221	0	1756	0	728
15	LATUR	0	1896	0	3001	0	1484
16	NAGPUR	0	833	0	2649	0	927
17	NANDED	0	1118	0	15277	0	5256
18	NANDURBAR	0	712	0	6942	0	6878
19	NASHIK	0	376	0	4777	0	2827
20	OSMANABAD	0	1342	0	2427	0	2456
21	PALGHAR	0	45	0	1340	0	920
22	PARBHANI	0	307	0	3968	0	1978
23	PUNE	0	676	0	2065	0	814
24	RATNAGIRI	0	55	0	241	0	220
25	SATARA	0	103	0	535	0	470
26	SINDHUDURG	0	4	0	132	0	98
27	SOLAPUR	0	1743	0	5461	0	2041
28	THANE	0	35	0	422	0	267
29	WARDHA	0	297	0	1231	0	549
30	WASHIM	0	989	0	2506	0	1499
31	YAVATMAL	0	1334	0	6520	0	3143
32	RAIGAD	-2	14	0	408	0	304
33	AHMEDNAGAR	-15	2387	0	2965	0	1800
34	SANGLI	-19	147	0	2292	0	1020
	<b>Total</b>	<b>0</b>	<b>40925</b>	<b>0</b>	<b>128261</b>	<b>0</b>	<b>63525</b>

राज्यपुरस्कृत आवास योजना ग्रामीण - हप्ते वितरण

Sr. No.	Division	1st Installment (Daily Achivement)	1st Installment Remaining	2nd Installment (Daily Achivement)	2nd Installment Remaining	3rd Installment (Daily Achivement)	3rd Installment Remaining
1	KONKAN DIV.	0	2690	0	3428	1	1252
2	NASHIK DIV.	0	5357	0	12394	0	5765
3	AMRAVATI DIV.	0	4598	0	16327	0	4965
4	AURANGABAD DIV.	0	13137	0	29774	0	12465
5	NAGPUR DIV.	0	9684	0	20956	0	4079
6	PUNE DIV.	0	4073	0	4790	0	1804
	<b>Total</b>	<b>0</b>	<b>39539</b>	<b>0</b>	<b>87669</b>	<b>1</b>	<b>30330</b>

Sr. No.	District	1st Installment (Daily Achivement)	1st Installment Remaining	2nd Installment (Daily Achivement)	2nd Installment Remaining	3rd Installment (Daily Achivement)	3rd Installment Remaining
1	RAIGAD	-2	1584	0	1120	1	455
2	AKOLA	0	489	0	3627	0	1001
3	AMRAVATI	0	969	0	3914	0	921
4	AURANGABAD	0	1685	0	3103	0	1527
5	BEED	0	1052	0	3613	0	2568
6	BHANDARA	0	468	0	2064	0	344
7	BULDHANA	0	789	0	1807	0	980
8	CHANDRAPUR	0	2481	0	10000	0	1592
9	DHULE	0	256	0	2772	0	1410
10	GADCHIROLI	0	644	0	1687	0	992
11	GONDIA	0	417	0	1282	0	517
12	HINGOLI	0	2743	0	6635	0	1652
13	JALGAON	0	798	0	3435	0	1446
14	JALNA	0	1940	0	2246	0	1687
15	KOLHAPUR	0	2239	0	934	0	239
16	LATUR	0	908	0	2625	0	1441
17	NAGPUR	0	3906	0	4488	0	382
18	NANDED	0	1963	0	5204	0	1474
19	NANDURBAR	0	2801	0	919	0	790
20	NASHIK	0	1219	0	2516	0	909
21	OSMANABAD	0	2132	0	3647	0	1208
22	PALGHAR	0	68	0	1594	0	564
23	PARBHANI	0	714	0	2701	0	908
24	PUNE	0	866	0	1162	0	466
25	RATNAGIRI	0	46	0	111	0	75
26	SANGLI	0	221	0	576	0	255
27	SATARA	0	211	0	837	0	299
28	SINDHUDURG	0	2	0	53	0	13
29	SOLAPUR	0	536	0	1281	0	545
30	THANE	0	990	0	550	0	145
31	WARDHA	0	1768	0	1435	0	252
32	WASHIM	0	598	0	1513	0	608
33	YAVATMAL	0	1753	0	5466	0	1455
34	AHMEDNAGAR	-6	283	0	2752	0	1210
	<b>Total</b>	<b>0</b>	<b>39539</b>	<b>0</b>	<b>87669</b>	<b>1</b>	<b>30330</b>

राज्य योजना: पहिला हप्ता प्रलंबीत

Sr. No.	Division	रमाई आवास योजना	शबरी आवास योजना	आदीम आवास योजना	पारधी आवास योजना	य.च.मु.व योजना	पुण्यश्लोक अहिल्यादेवी होळकर घरकुल योजना	एकूण
1	KONKAN DIV.	108	2555	27	0	0	0	2690
2	PUNE DIV.	3240	719	7	15	16	76	4073
3	NASHIK DIV.	523	4751	0	6	37	40	5357
4	AMRAVATI DIV.	1220	2018	171	18	1169	2	4598
5	NAGPUR DIV.	1386	6628	207	2	1460	1	9684
6	AURANGABAD DIV.	9169	2362	13	21	1365	207	13137
	<b>Total</b>	<b>15646</b>	<b>19033</b>	<b>425</b>	<b>62</b>	<b>4047</b>	<b>326</b>	<b>39539</b>

Sr. No.	District	रमाई आवास योजना	शबरी आवास योजना	आदीम आवास योजना	पारधी आवास योजना	य.च.मु.व योजना	पुण्यश्लोक अहिल्यादेवी होळकर घरकुल योजना	एकूण
1	SINDHUDURG	2	0	0	0	0	0	2
2	RATNAGIRI	45	1	0	0	0	0	46
3	PALGHAR	2	63	3	0	0	0	68
4	SATARA	201	5	0	0	5	0	211
5	SANGLI	217	4	0	0	0	0	221
6	DHULE	46	193	0	0	17	0	256
7	AHMEDNAGAR	127	134	0	2	20	0	283
8	GONDIA	198	219	0	0	0	0	417
9	BHANDARA	244	92	0	0	131	1	468
10	AKOLA	277	211	0	1	0	0	489
11	SOLAPUR	519	7	0	1	9	0	536
12	WASHIM	373	225	0	0	0	0	598
13	GADCHIROLI	150	473	21	0	0	0	644
14	PARBHANI	191	196	0	0	125	202	714
15	BULDHANA	257	530	0	0	0	2	789
16	JALGAON	259	495	0	4	0	40	798
17	PUNE	143	702	7	14	0	0	866
18	LATUR	839	16	0	0	53	0	908
19	AMRAVATI	308	640	0	3	18	0	969
20	THANE	26	948	16	0	0	0	990
21	BEED	921	125	0	6	0	0	1052
22	NASHIK	76	1143	0	0	0	0	1219
23	RAIGAD	33	1543	8	0	0	0	1584
24	AURANGABAD	1223	459	0	3	0	0	1685
25	YAVATMAL	5	412	171	14	1151	0	1753
26	WARDHA	433	1196	139	0	0	0	1768
27	JALNA	772	9	0	1	1153	5	1940
28	NANDED	1848	102	13	0	0	0	1963
29	OSMANABAD	2055	32	0	11	34	0	2132
30	KOLHAPUR	2160	1	0	0	2	76	2239
31	CHANDRAPUR	285	819	47	1	1329	0	2481
32	HINGOLI	1320	1423	0	0	0	0	2743
33	NANDURBAR	15	2786	0	0	0	0	2801
34	NAGPUR	76	3829	0	1	0	0	3906
	<b>Total</b>	<b>15646</b>	<b>19033</b>	<b>425</b>	<b>62</b>	<b>4047</b>	<b>326</b>	<b>39539</b>